

28 October 2021

Company Announcements Office
ASX Limited
Level 4, 20 Bridge Street
SYDNEY NSW 2000

ACTIVITIES REPORT FOR THE QUARTER ENDED 30 SEPTEMBER 2021

The resource drill-out at the Apollo Hill Project central leases, over which Hampton Hill holds a 5% gross royalty on all production in excess of the first 1 million ounces, continued apace during the quarter (Figure 1 & Figure 2).

At the Millennium base metal project, a deep diamond drill program was completed which provided further evidence as to the high quality of this project.

The Company awaits the granting of its exploration licence covering the new Tyson base metal project.

CORPORATE

Hampton Hill Mining NL (Hampton Hill or the Company) has now been suspended from trading by ASX for nearly two years.

The Company is in a reasonable financial position having a loan facility of \$1 million (refer Hampton Hill 30 June 2021 Annual Report), of which \$355,000 has been drawn to date. It also has listed ASX investments currently valued at approximately \$2.7million (10,800,000 Peel Mining Limited (PEX) shares).

ACTIVITIES

Apollo Hill Gold Project

During the quarter work continued to focus on resource extension drilling, infill drilling, metallurgical diamond drilling and metallurgical test work as the project advances towards the completion of Prefeasibility Studies. The outlined resource footprint has continued to expand in all directions. In addition, project owner Saturn Metals Limited (STN) continued with its regional aircore drilling program across the project's greater tenure.

There is potential for an improved grade and contained ounce profile as the drilling continues. The better understanding of the deposit that has been achieved with the targeting of higher grade plunging shoots within the resource footprint can also be expected to have a positive effect.

A new Mineral Resource statement should be ready for release in the March 2022 quarter.

Previous metallurgical studies have provided particularly encouraging results, with more than 60% of the gold recoverable by gravity and up to 98% recovered by conventional milling technique (at 90 mm grind). Current test work is designed to provide further weight of evidence to this effect for use in open pit optimisation studies. The Mineral Resource has a fines content that is extremely low when compared to most other Western Australian open cut resources due to its predominantly fresh-rock characteristic. This characteristic makes the Apollo Hill ores unusually favourable for extraction of gold by heap leaching and opens up the opportunity for the project to enhance production economics by, for instance, treating lower grade ores by heap leach while milling the main material by conventional milling. Shareholders are referred to STN's September 2021 Quarterly Report for further details.

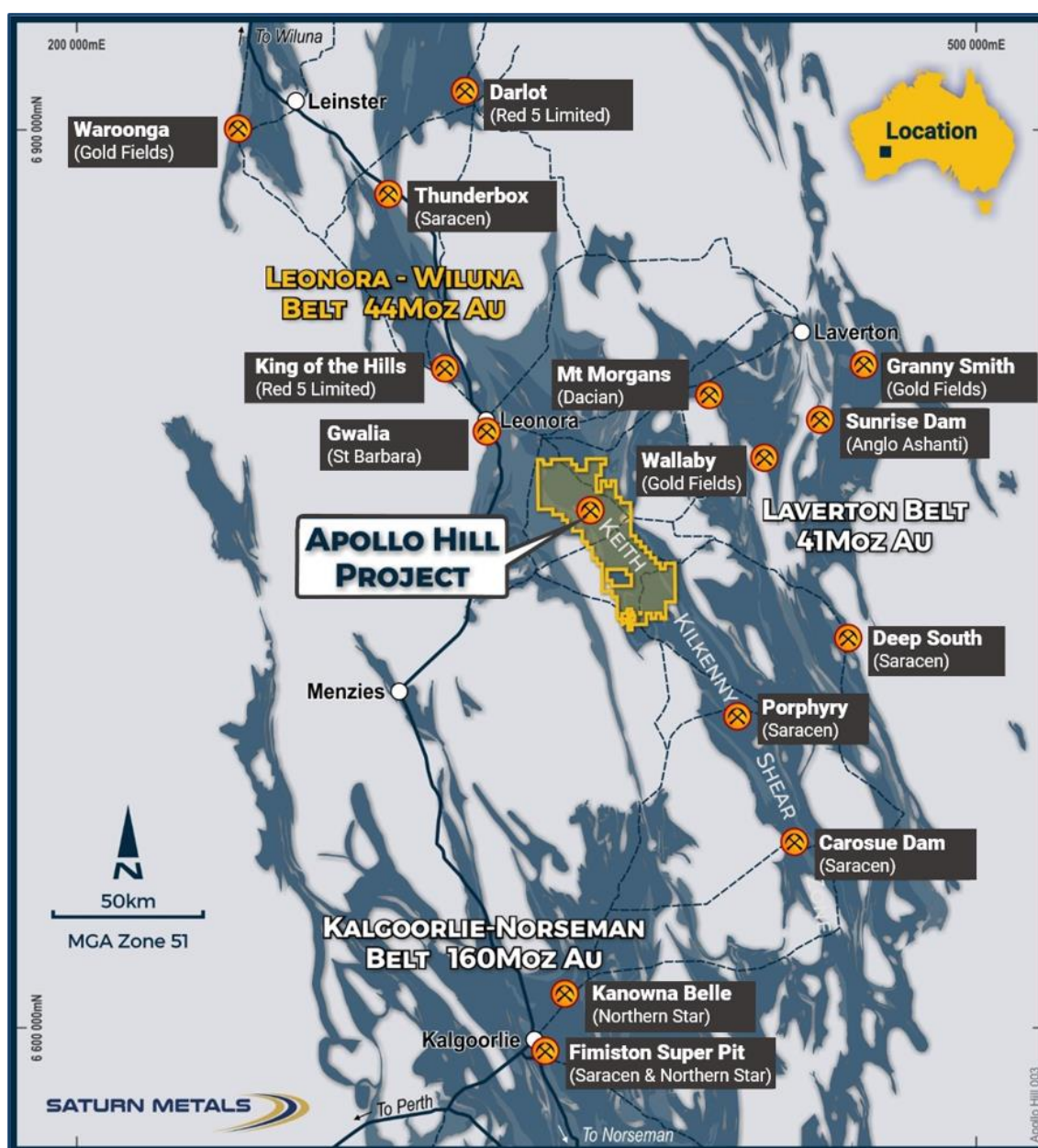


Figure 1 - Location of Apollo Hill Gold Project in the Western Australian goldfields

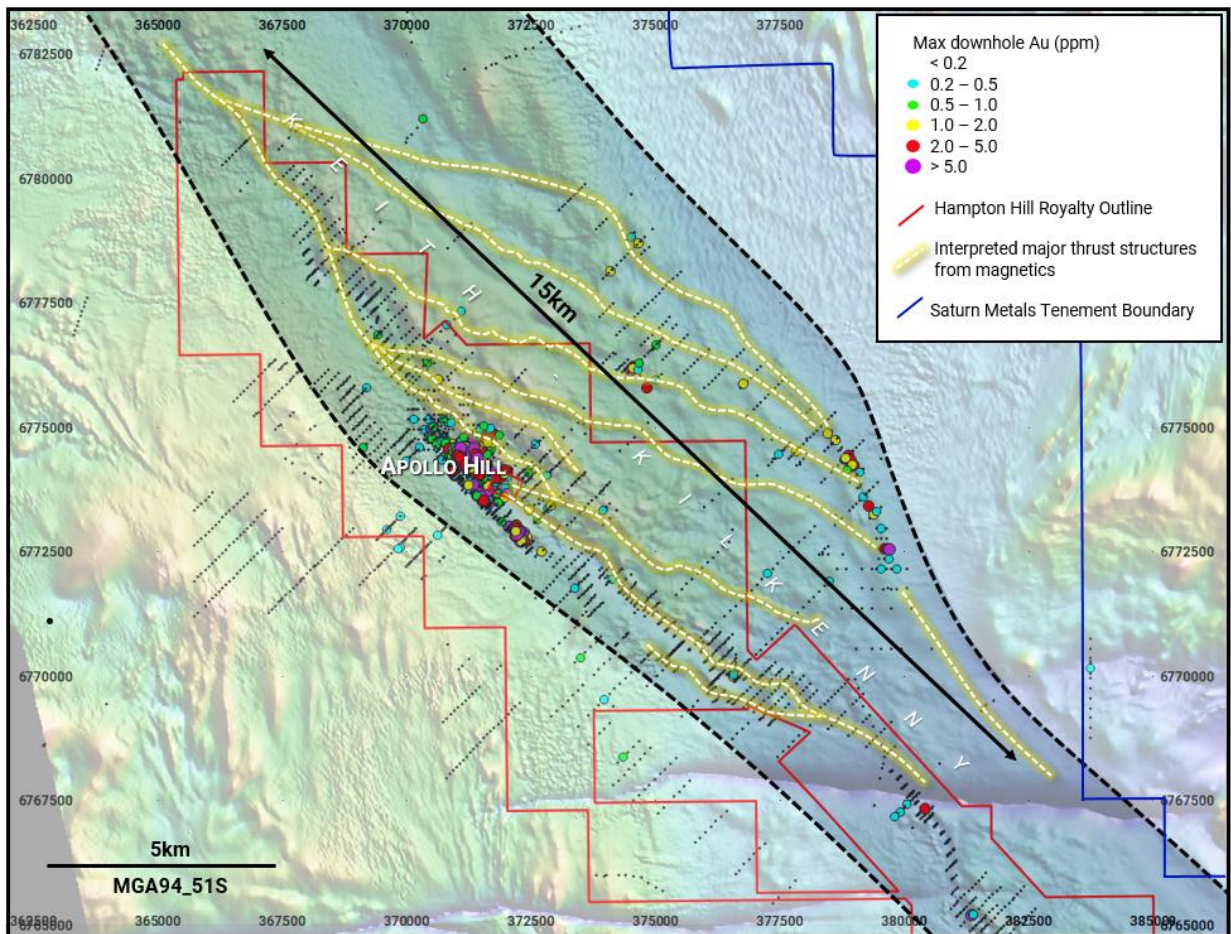


Figure 2 - Apollo Hill Central Leases Royalty Area

Millennium Base Metal Project

The Project manager, Encounter Resources, has forwarded the following quarterly report:-

Background

The Millennium Project is located 40km south-west of Newcrest's Telfer gold/copper mine and is being explored via a 75:25 joint venture with Hampton Hill.

Millennium is situated at a key structural intersection on the regionally significant Tabletop Fault on the margin of an interpreted sedimentary sub-basin. Millennium is located on the Tabletop Fault in an area of no outcrop, with up to 20m of transported overburden. This structure is known to be metallogenically important and is closely associated with the position of the Nifty copper deposit, 50km along strike to the north-west. Previous drilling defined a broad zone of copper anomalism (+0.25% Cu) over a strike extent of +800m (Figure 3). RC drill hole EPT1140 collared in the core of the copper anomaly, returned a copper sulphide intersection of:

- 26m @ 0.60% Cu from 100m incl. 10m @ 0.92% Cu from 100m

For personal use only

Diamond Drill Program

The +800m long copper anomaly identified in prior drilling at Millennium is interpreted to be leakage up the Tabletop Fault from a primary copper position at depth. A 400m diamond drill tail to extend EPT2278 was completed during the quarter. The hole was designed to test the targeted position adjacent to the regionally significant Tabletop Fault. The hole contained several zones of anomalous zinc mineralisation hosted within the black shales of the Broadhurst Formation. Narrow zones of up to 1% Zn were encountered and are potentially representative of a distal halo to a sediment-hosted zinc deposit. Low level copper anomalism was intersected in the hole with results of 100 to 300 ppm copper. These results are being assessed and future exploration activities at Millennium are currently being considered.

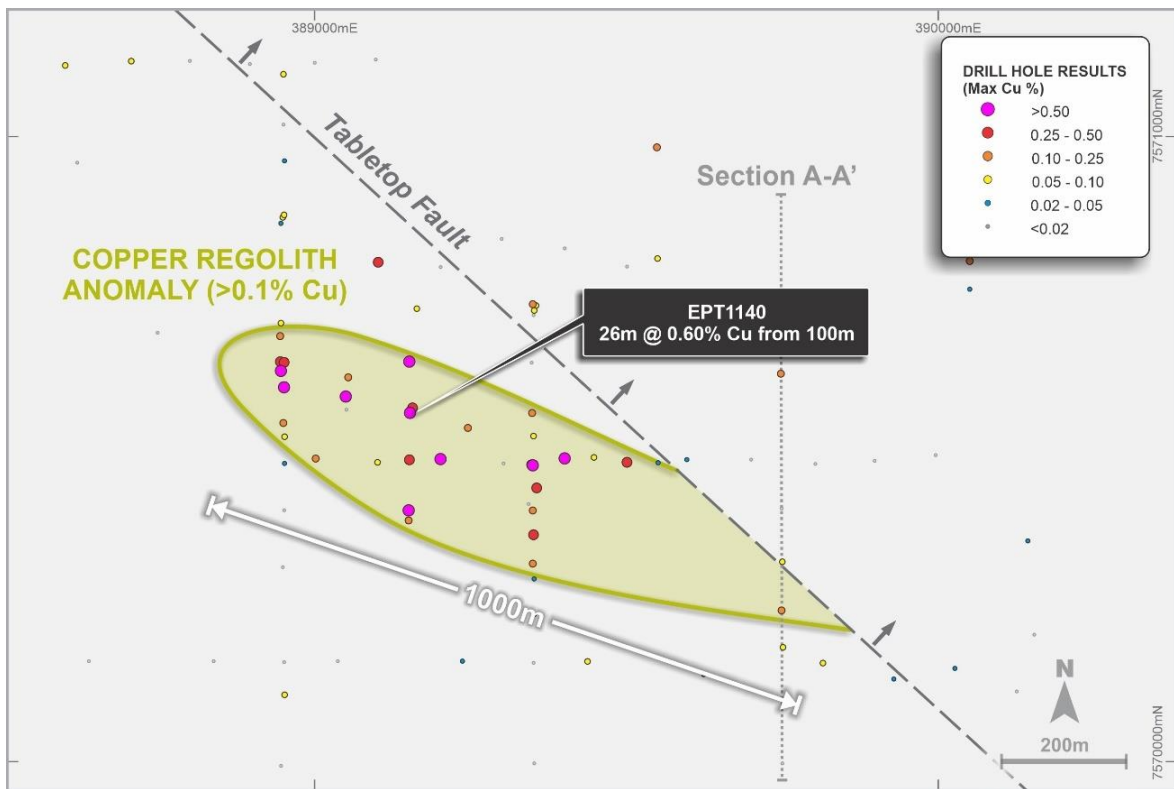


Figure 3 - Millennium drill hole location plan (max in hole Cu)

Tyson Base Metal Project

The Company awaits the granting of the primary exploration licence covering this project.

During the quarter it applied for a further exploration licence contiguous and to the north after research of historic exploration reports revealed that that area covers silver anomalism detected by past drilling that had not yet been adequately tested. There is a competing applicant for this area and granting will be determined by a ballot instigated by the DMIRS.

Glenview Base Metal Project

No fieldwork was carried out during the quarter and activity on this project is being suspended for the time being.

Northlander Gold Project

Hampton Hill holds a 0.98% NSR and certain claw back rights pertaining to the Mining Leases of the Northlander project.

Evolution Mining Limited (EVN) has reported that a 26,000 ounce gold Mineral Resource has been outlined on the Rayjax prospect within this project. The Mineral Resource is contained within 21,000 tonnes of indicated category assaying 1.63 grams per tonne gold and 25,000 tonnes inferred assaying 1.90 grams per tonne gold (Refer: EVN annual Mineral Resource Statement of 17 February 2021).

PAYMENTS TO RELATED PARTIES

(as reported in Section 6 of the Appendix 5B of the Quarterly Cash Flow Report)

The \$13,700 cash outflow reported under section 6.1 of the Appendix 5B Quarterly Cash Flow Report relates to \$11,000 in director fees, including superannuation, paid to non-executive directors during the quarter, as well as \$2,700 interest on a loan from a company associated with a director.

Authorised by the Board

Joshua Pitt

Chairman

For personal use only

Appendix 5B

Mining exploration entity or oil and gas exploration entity quarterly cash flow report

Name of entity

Hampton Hill Mining NL

ABN

60 060 628 524

Quarter ended ("current quarter")

30 September 2021

Consolidated statement of cash flows	Current quarter \$A'000	Year to date (3 months) \$A'000
1. Cash flows from operating activities		
1.1 Receipts from customers	-	-
1.2 Payments for		
(a) exploration & evaluation	-	-
(b) development	-	-
(c) production	-	-
(d) staff costs	(1)	(1)
(e) administration and corporate costs	(93)	(93)
1.3 Dividends received (see note 3)	-	-
1.4 Interest received	-	-
1.5 Interest and other costs of finance paid	(4)	(4)
1.6 Income taxes paid	-	-
1.7 Government grants and tax incentives	-	-
1.8 Other (provide details if material)	25	25
1.9 Net cash from / (used in) operating activities	(73)	(73)

2. Cash flows from investing activities		
2.1 Payments to acquire or for:		
(a) entities	-	-
(b) tenements	-	-
(c) property, plant and equipment	-	-
(d) exploration & evaluation	(9)	(9)
(e) investments	-	-
(f) other non-current assets	-	-

Mining exploration entity or oil and gas exploration entity quarterly cash flow report

Consolidated statement of cash flows		Current quarter \$A'000	Year to date (3 months) \$A'000
2.2	Proceeds from the disposal of:		
	(a) entities	-	-
	(b) tenements	-	-
	(c) property, plant and equipment	-	-
	(d) investments	-	-
	(e) other non-current assets	-	-
2.3	Cash flows from loans to other entities	-	-
2.4	Dividends received (see note 3)	-	-
2.5	Other (provide details if material)	-	-
2.6	Net cash from / (used in) investing activities	(9)	(9)
3.	Cash flows from financing activities		
3.1	Proceeds from issues of equity securities (excluding convertible debt securities)	-	-
3.2	Proceeds from issue of convertible debt securities	-	-
3.3	Proceeds from exercise of options	-	-
3.4	Transaction costs related to issues of equity securities or convertible debt securities	-	-
3.5	Proceeds from borrowings	80	80
3.6	Repayment of borrowings	-	-
3.7	Transaction costs related to loans and borrowings	-	-
3.8	Dividends paid	-	-
3.9	Other: Lease payments	(15)	(15)
3.10	Net cash from / (used in) financing activities	65	65

Mining exploration entity or oil and gas exploration entity quarterly cash flow report

Consolidated statement of cash flows		Current quarter \$A'000	Year to date (3 months) \$A'000
4.	Net increase / (decrease) in cash and cash equivalents for the period		
4.1	Cash and cash equivalents at beginning of period	34	34
4.2	Net cash from / (used in) operating activities (item 1.9 above)	(73)	(73)
4.3	Net cash from / (used in) investing activities (item 2.6 above)	(9)	(9)
4.4	Net cash from / (used in) financing activities (item 3.10 above)	65	65
4.5	Effect of movement in exchange rates on cash held	-	-
4.6	Cash and cash equivalents at end of period	17	17

5.	Reconciliation of cash and cash equivalents at the end of the quarter (as shown in the consolidated statement of cash flows) to the related items in the accounts	Current quarter \$A'000	Previous quarter \$A'000
5.1	Bank balances	17	34
5.2	Call deposits	-	-
5.3	Bank overdrafts	-	-
5.4	Other	-	-
5.5	Cash and cash equivalents at end of quarter (should equal item 4.6 above)	17	34

6.	Payments to related parties of the entity and their associates	Current quarter \$A'000
6.1	Aggregate amount of payments to related parties and their associates included in item 1	13.7
6.2	Aggregate amount of payments to related parties and their associates included in item 2	Nil

Note: if any amounts are shown in items 6.1 or 6.2, your quarterly activity report must include a description of, and an explanation for, such payments.

Mining exploration entity or oil and gas exploration entity quarterly cash flow report

7. Financing facilities	Total facility amount at quarter end \$A'000	Amount drawn at quarter end \$A'000
<i>Note: the term "facility" includes all forms of financing arrangements available to the entity. Add notes as necessary for an understanding of the sources of finance available to the entity.</i>		
7.1 Loan facilities	1,000	355
7.2 Credit standby arrangements	-	-
7.3 Other (please specify)	-	-
7.4 Total financing facilities	1,000	355
7.5 Unused financing facilities available at quarter end		645
7.6 Include in the box below a description of each facility above, including the lender, interest rate, maturity date and whether it is secured or unsecured. If any additional financing facilities have been entered into or are proposed to be entered into after quarter end, include a note providing details of those facilities as well.		
The loan facility of \$1,000,000 is an unsecured working capital facility provided by a company associated with a director on normal commercial terms and conditions at an interest rate of 3.5% per annum – further details are set out in the 2021 Annual Report. During the current quarter, the Company drew down \$80,000 on this loan facility and paid interest of \$2,738.		

8. Estimated cash available for future operating activities	\$A'000
8.1 Net cash from / (used in) operating activities (item 1.9)	(73)
8.2 (Payments for exploration & evaluation classified as investing activities) (item 2.1(d))	(9)
8.3 Total relevant outgoings (item 8.1 + item 8.2)	(82)
8.4 Cash and cash equivalents at quarter end (item 4.6)	17
8.5 Unused finance facilities available at quarter end (item 7.5)	645
8.6 Total available funding (item 8.4 + item 8.5)	662
8.7 Estimated quarters of funding available (item 8.6 divided by item 8.3)	8.1
<i>Note: if the entity has reported positive relevant outgoings (ie a net cash inflow) in item 8.3, answer item 8.7 as "N/A". Otherwise, a figure for the estimated quarters of funding available must be included in item 8.7.</i>	
8.8 If item 8.7 is less than 2 quarters, please provide answers to the following questions:	
8.8.1 Does the entity expect that it will continue to have the current level of net operating cash flows for the time being and, if not, why not?	
N/A	
8.8.2 Has the entity taken any steps, or does it propose to take any steps, to raise further cash to fund its operations and, if so, what are those steps and how likely does it believe that they will be successful?	
N/A	

Mining exploration entity or oil and gas exploration entity quarterly cash flow report

8.8.3 Does the entity expect to be able to continue its operations and to meet its business objectives and, if so, on what basis?

N/A

Note: where item 8.7 is less than 2 quarters, all of questions 8.8.1, 8.8.2 and 8.8.3 above must be answered.

Compliance statement

- 1 This statement has been prepared in accordance with accounting standards and policies which comply with Listing Rule 19.11A.
- 2 This statement gives a true and fair view of the matters disclosed.

Date: 28 October 2021.....

Authorised by: The board of Hampton Hill Mining NL.....
(Name of body or officer authorising release – see note 4)

Notes

1. This quarterly cash flow report and the accompanying activity report provide a basis for informing the market about the entity's activities for the past quarter, how they have been financed and the effect this has had on its cash position. An entity that wishes to disclose additional information over and above the minimum required under the Listing Rules is encouraged to do so.
2. If this quarterly cash flow report has been prepared in accordance with Australian Accounting Standards, the definitions in, and provisions of, *AASB 6: Exploration for and Evaluation of Mineral Resources* and *AASB 107: Statement of Cash Flows* apply to this report. If this quarterly cash flow report has been prepared in accordance with other accounting standards agreed by ASX pursuant to Listing Rule 19.11A, the corresponding equivalent standards apply to this report.
3. Dividends received may be classified either as cash flows from operating activities or cash flows from investing activities, depending on the accounting policy of the entity.
4. If this report has been authorised for release to the market by your board of directors, you can insert here: "By the board". If it has been authorised for release to the market by a committee of your board of directors, you can insert here: "By the [name of board committee – eg Audit and Risk Committee]". If it has been authorised for release to the market by a disclosure committee, you can insert here: "By the Disclosure Committee".
5. If this report has been authorised for release to the market by your board of directors and you wish to hold yourself out as complying with recommendation 4.2 of the ASX Corporate Governance Council's *Corporate Governance Principles and Recommendations*, the board should have received a declaration from its CEO and CFO that, in their opinion, the financial records of the entity have been properly maintained, that this report complies with the appropriate accounting standards and gives a true and fair view of the cash flows of the entity, and that their opinion has been formed on the basis of a sound system of risk management and internal control which is operating effectively.

For personal use only

**HAMPTON HILL MINING NL
MINERAL TENEMENT INFORMATION
AS AT 30 SEPTEMBER 2021**

Mining tenements and beneficial interests held, and their location

Project	Tenement	Location	Registered holding	Beneficial interest – refer Notes
Millennium	E45/2501	East Pilbara, WA	0%	1
	E45/2561	East Pilbara, WA	0%	1
	E45/2500 (part of)	East Pilbara, WA	0%	1
Apollo Hill	M31/486	Yilgarn, WA	0%	2
	E31/1063 (part of)	Yilgarn, WA	0%	2
	E31/1116 (part of)	Yilgarn, WA	0%	2
	E31/1163 (part of)	Yilgarn, WA	0%	2
	E39/1198	Yilgarn, WA	0%	2
	E39/1887	Yilgarn, WA	0%	2
	E39/1984 (part of)	Yilgarn, WA	0%	2
Tyson	ELA31/1275	Yilgarn, WA	100%	
Weld Range				
Glenview	M20/311	Murchison, WA	0%	3
	M20/518 (northern part)	Murchison, WA	0%	3
	M51/869 (minor part)	Murchison, WA	0%	3
	E20/625	Murchison, WA	0%	3
	E20/641	Murchison, WA	0%	3
Northlander	P15/5920 & 5921	Yilgarn, WA	0%	4
	M15/1831	Yilgarn, WA	0%	4
	M15/1832	Yilgarn, WA	0%	4
	M15/1835	Yilgarn, WA	0%	4
Sylvania	M266SA	East Pilbara, WA	0%	5

Interests in mining tenements acquired or increased during the quarter, and their location:

None

Interests in mining tenements lapsed, relinquished or reduced during the quarter, and their location:

Project	Tenement	Location	Registered holding		Beneficial Interest	
			From	To	From	To
Tyson	ELA31/1285	Yilgarn, WA	100%	0%	100%	0%

Notes:

- 1) Millennium Zinc Project JV - The Company has earned a 25% beneficial interest.
- 2) The Company retains a 5% gross overriding royalty on all gold production exceeding one million ounces.
- 3) The Company owns the non-ferrous rights and is entitled to a 2% FOB Royalty on iron ore mined.
- 4) The Company retains a 0.98% net smelter return royalty on all gold produced from these tenements.
- 5) The Company retains a royalty of \$1 per tonne of iron ore mined up to 100,000 tonnes, and \$2 per tonne thereafter.

Key:

E: Exploration licence P: Prospecting licence
M: Mining lease ELA: Exploration licence application

For personal use only